

QUOTA PRIMARIA  
PRIMARY DIMENSION  
XX

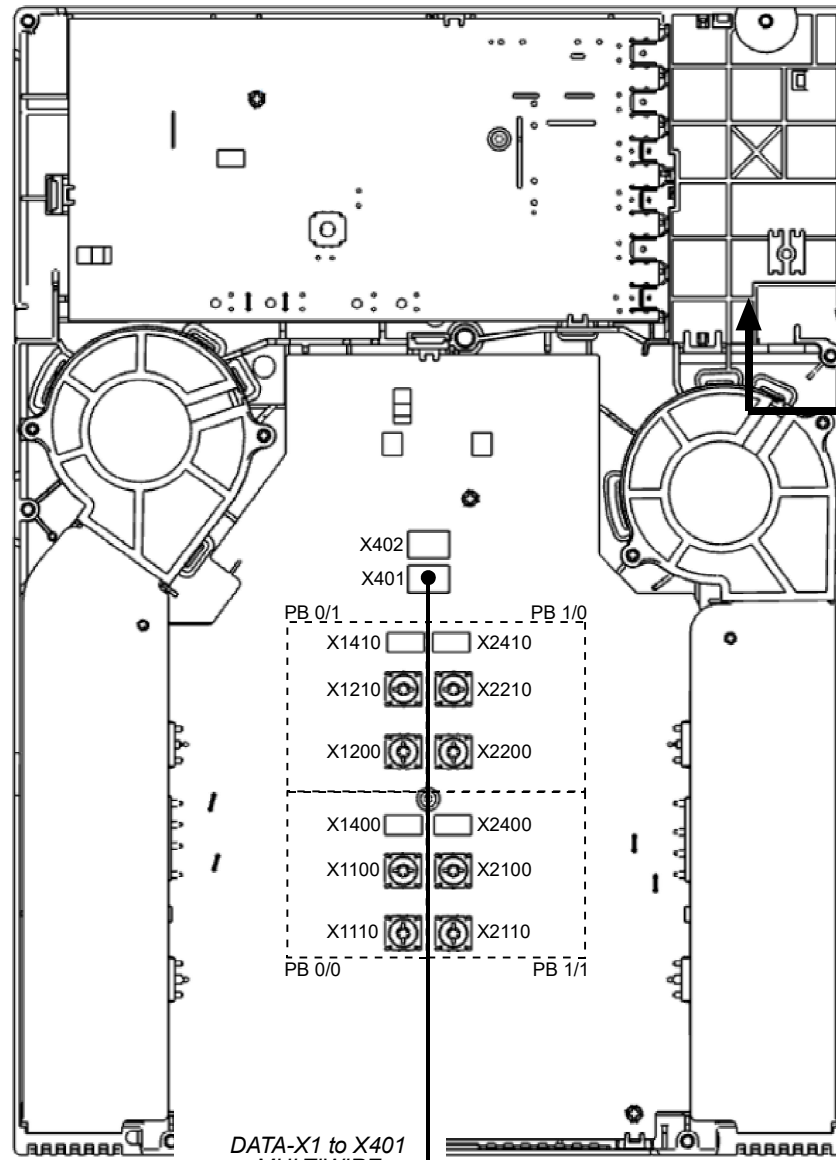
ANGOLI  
Angles  
± 0° 30'

QUOTE SENZA TOLLERANZA TOLLERANCE UNLESS OTHERWISE STATED

0 ± 300  
300 < 700 > 700  
+ 10 + 15 + 25

LUNGHE DIAM.  
LENGTH AND DIAM.

DATA DATE	MODIF. N. MODIF. NO.	DESCRIZIONE MODIFICA MODIFICATION	DISegnATO DRAWN BY	APPROVATO APPROVED
MODELLO		PARTICOLARE DETAIL	DISegno N. DRAWING No.	DATA DATE
TESLA B4		Schema elettrico / Wiring diagram	SEL0203384	
MATERIALE MATERIAL		COLORE STAMPA PRINT COLOUR	DISegnATO DRAWN BY	15/05/2024
Carta bianca adesiva 60x105 / Sticky white paper 60x105		Nero / Black	Piccioni M.	
elica		SCALA SCALE	APPROVATO APPROVED	
UFFICIO TECNICO TECHNICAL DEPARTMENT		1:1	Garufi C.	
FORM. A-4		LA RIPRODUZIONE O LA CESSIONE DEL PRESENTE DISEGNO DEVONO ESSERE AUTORIZZATE DALLA "ELICA" SPA ANY REPRODUCTION OR TRANSFER OF THE PRESENT DRAWING MUST BE AUTHORIZED BY "ELICA" SPA	SOSTITUITO DAL DIS. N. REPLACED BY DRAWING	ULTIMA EMISS. LAST EDITION
			SOSTITUISCE IL DIS. N. IT REPLACES DRAWING	15/05/2024



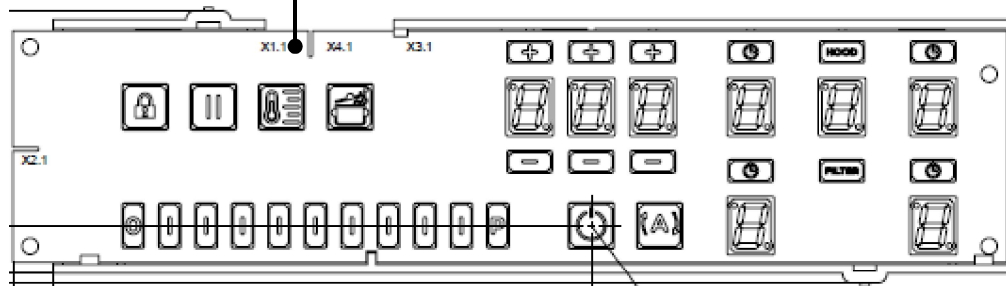
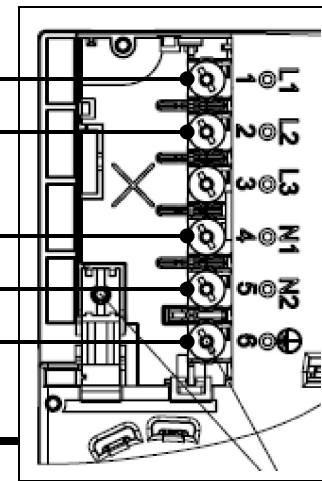
L1\_BROWN

L2\_RED

N1\_BLUE

N2\_GREY

PE\_Y/G



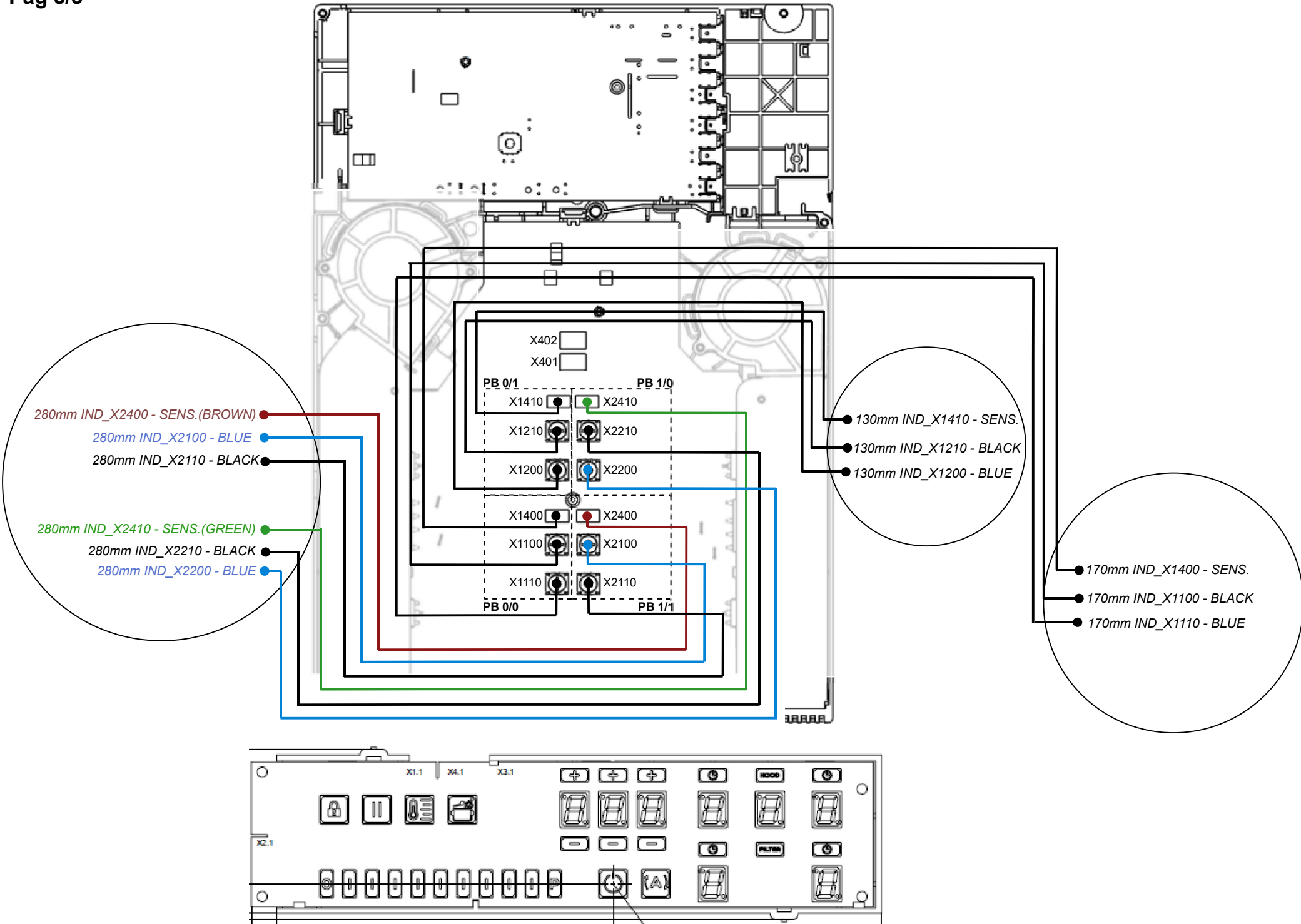
QUOTE SENZA TOLLERANZA TOLLERANCE UNLESS OTHERWISE STATED

QUOTA PRIMARIA  
 PRIMARY DIMENSION  
 XX

ANGOLI  
 Angles  
 ± 0° 30'

0 ± 300 | 300 > 700  
 + 10 + 15 + 25

LUNGHE DIAM.  
 LENGTH AND DIAM.



ANGOLI PAGES		QUOTA PRIMARIA PRIMARY DIMENSION	
± 0° 30'		XX	
QUOTE SENZA TOLLERANZA TOLLERANCE UNLESS OTHERWISE STATED			
LUNGH. E DIAM. LENGTH AND DIAM.	0 ÷ 300	300 ÷ 700	> 700
	+ 10	+ 15	+ 25