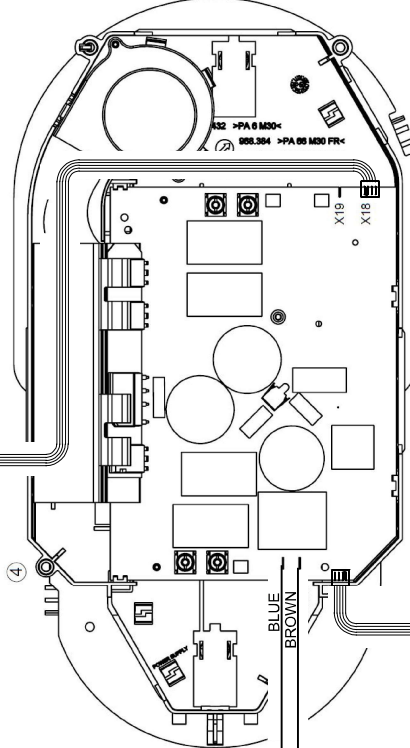
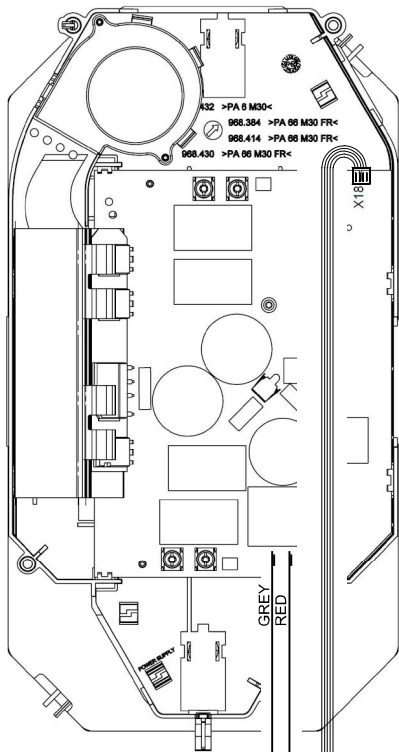
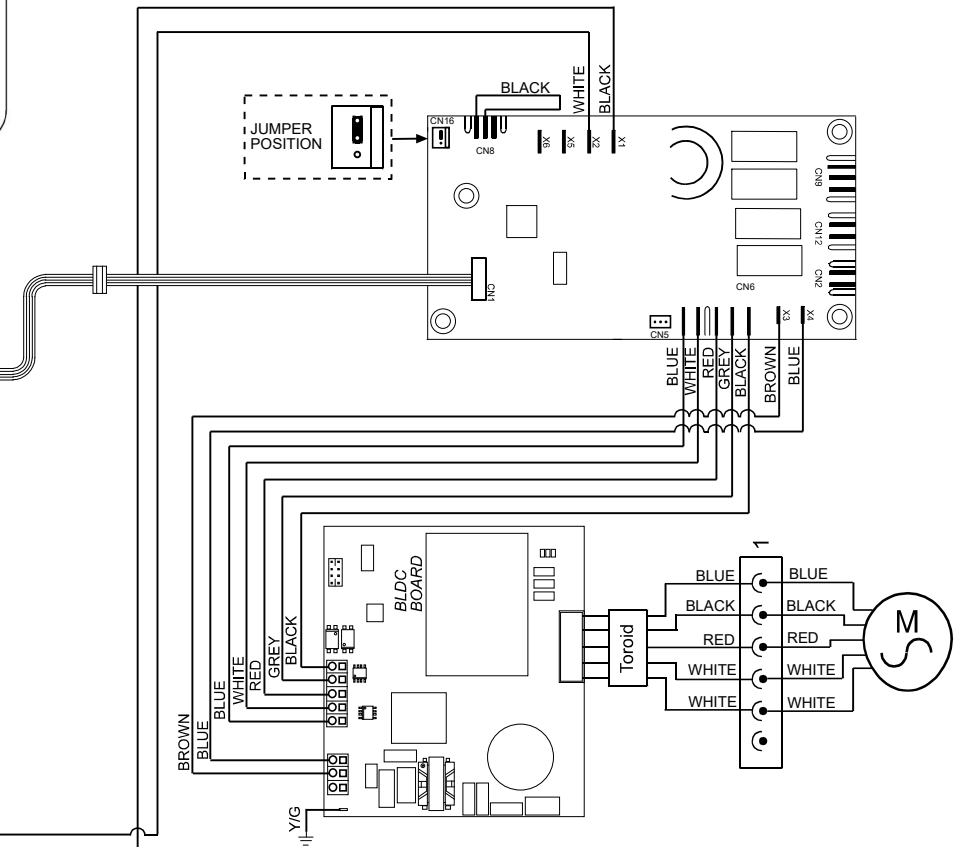
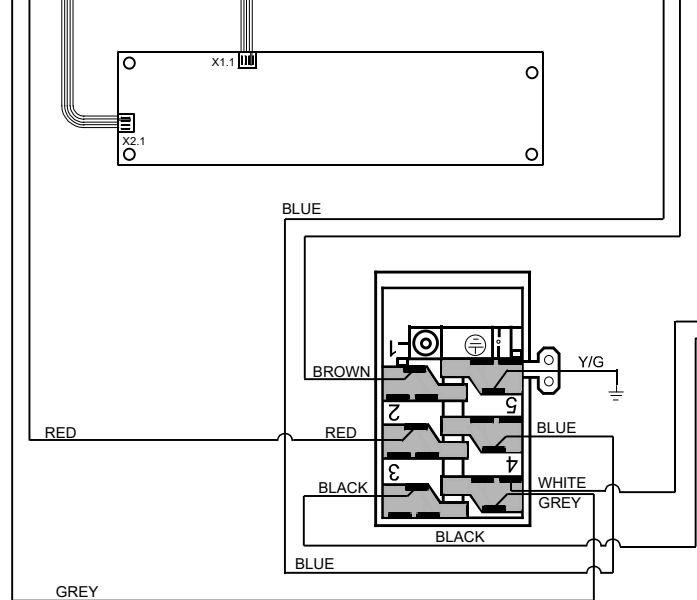


MODULO INIEZIONE - 75.08014.010  
INDUCTION MODUL - 75.08014.010

MODULO INIEZIONE - 75.08014.710  
INDUCTION MODUL - 75.08014.710



**SEL0193110**



08/11/23		SPM23397: Changed layout board PW BLDC	Piccioni M.	Garufi C.	
18/09/23		Command representation replaced	Piccioni M.	Garufi C.	
DATA DATE	MODIF. N. MODIF. NO.	DESCRIZIONE MODIFICA MODIFICATION	DISegnATO DRAWN BY	APPROVATO APPROVED	
MODELLO <b>TESLA MIX</b>		PARTICOLARE DETAIL <b>Schema elettrico / Wiring diagram</b>	DISEGNO N. DRAWING No. <b>SEL0193110</b>		DATA DATE
MATERIALE MATERIAL <b>Carta bianca adesiva 60x105 / Sticky white paper 60x105</b>		COLORE STAMPA PRINT COLOUR <b>Nero / Black</b>	DISEGNATO DRAWN BY <b>Piccioni M.</b>		<b>23/08/2023</b>
		SCALA SCALE <b>1:1</b>	APPROVATO APPROVED <b>Garufi C.</b>		
UFFICIO TECNICO TECHNIC DEPARTMENT		LA RIPRODUZIONE O LA CESSIONE DEL PRESENTE DISEGNO DEVONO ESSERE AUTORIZZATE DALLA "ELICA" SPA ANY REPRODUCTION OR TRANSFER OF THE PRESENT DRAWING MUST BE AUTHORIZED BY "ELICA" SPA	SOSTITUITO DAL DIS. N. REPLACED BY DRAWING		ULTIMA EMISS. LAST EDITION <b>08/11/2023</b>
FORM. A - 4		SOSTITUISCE IL DIS. N. IT REPLACES DRAWING			

QUOTE SENZA TOLLERANZA TOLLERANCE UNLESS OTHERWISE STATED

ANGOLI Angles ± 0° 30'

QUOTA PRIMARIA PRIMARY DIMENSION XX

0 ± 300 300 > 700 > 700  
+ 10 + 15 + 25

LUNGHE DIAM. LENGTH AND DIAM.