

# EBS52PR1

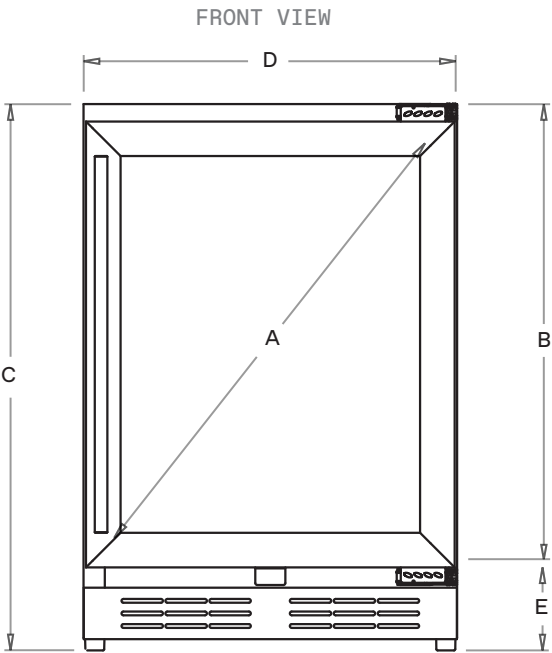
Specification sheet

Beverage & wine center | Panel Ready  
*Single door dual zone*



Learn  
more

## MEASUREMENTS



\*  $\frac{3}{4}$ " (1.9cm) Adjustable Height

	EBS52PR1
A	31 $\frac{13}{16}$ " (78.7 cm)
B	29 $\frac{1}{16}$ " (73.8 cm)
C	34 $\frac{1}{4}$ " (87cm)
D	23 $\frac{7}{16}$ " (59.5 cm)
E	5 $\frac{3}{16}$ " (13.2cm)

Integrated model requires  $\frac{3}{4}$ " custom door panel  
(not supplied by Elica)

## DESCRIPTION

A brilliant solution that meet all your needs, RISERVA - EBS52PR1 24", features two different cooling zones, adjustable to different temperatures to preserve a variety of beverages and wines to their optimum freshness. A Panel Ready Frame and is UV double-layered tempered Glass Door shields bottles from aging, while Elica's Perfect Climate technology (EPC) ensures a consistent air flow between bottles for optimum preservation.



## FEATURES

- Open door alarm
- Articulated hinge
- High efficiency carbon filters
- Panel ready
- EPC technology
- Quiet operation
- Eco-mode



#### GENERAL PROPERTIES

Standard Width	24"
Model	EBS52PR1
Dimensions	23 7/16"W x 23 1/4"D x 34 1/4"H
Weight	128 lbs
Installation type	Built-In & free standing
Refrigeration type	R600a
Volume	4.8 cu ft(135L)
Sound level	39 dBA
Door finish	Panel ready + Tempered glass
Cabinet finish	Black
Interior finish	Black
Hinge design	Articulated hinge
Lighting	3 level white LED
Controls	Capacitive Touch Display with white numbers

#### COOLING ZONE 1 - BEVERAGES

Total Capacity	72 cans (12 oz cans)
Temperature Ranges	34 to 50°F
Shelving	2 Adjustable tempered slide out glass shelves

#### COOLING ZONE 2 - WINES

Total Capacity	14 Bottles of wine (25 oz)
Temperature Range	40° to 64°F
Shelving	1 full extension rack of beechwood with metal front

#### DOOR

Door handle	Tubular
Door tempered glass	Tinted dual pane, Low-e argon-filled
Reversible Door	Yes Field reversible door is shipped right-hand hinged

#### ELECTRICAL SPECIFICATIONS

Compressor Brand	Embraco
Min. Circuit Required	15 A
AC Power	110-120V / 60HZ
Amperage	0.95A
Plug type	B

#### OTHER FEATURES

Sabbath mode
Superior full extension racks
Premium beechwood wine racks
White LED lights with 3 level Kelvin shade adjustment
Anti Vibration Technology & Anti Damping system
Double panel tempered glass door, UV coated
Stylish look with tubular handle
Beverage Shelving made of Tempered Glass
Elica Perfect Climate technology

#### KITS

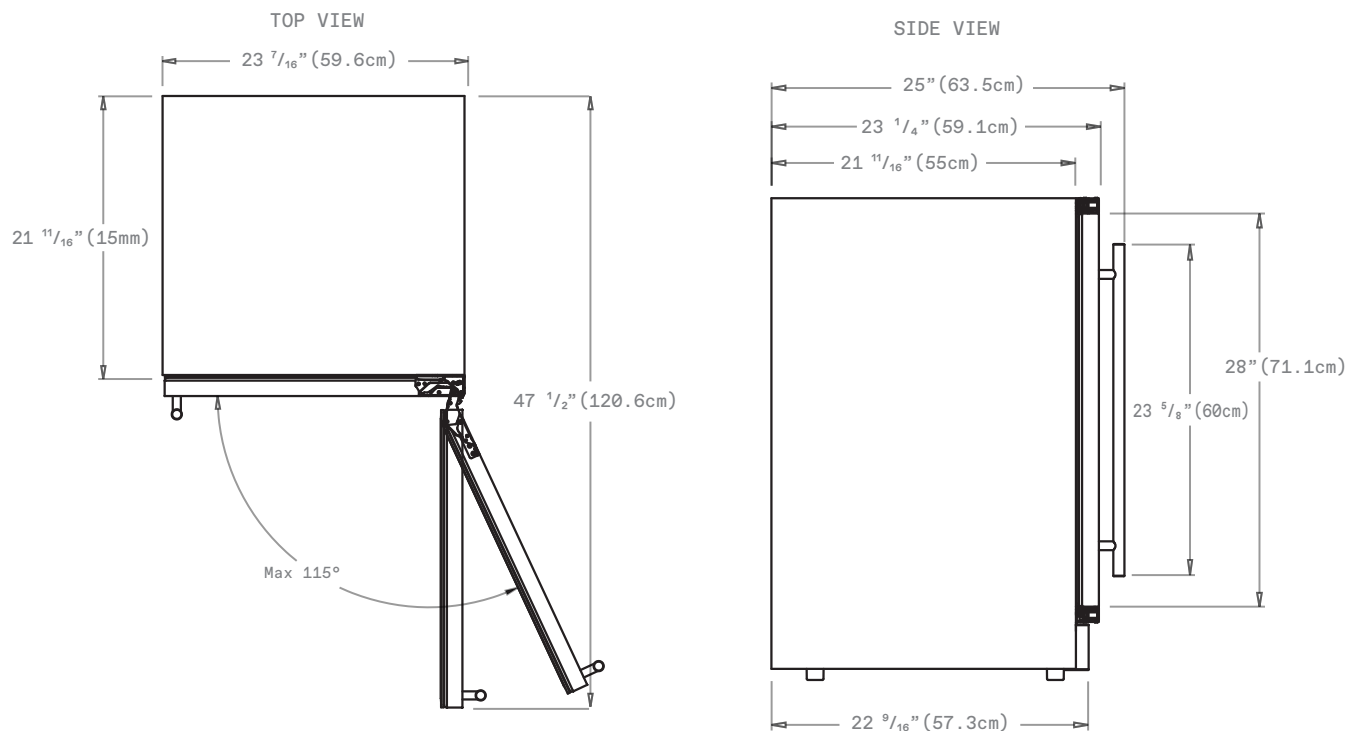
PRO handle	KIT0175505
Carbon filter replacement	L00114-1

**WARRANTY:\*\*\***

**Two (2) Years Parts & In-Home Labor. Earn an additional One (1) Year of Parts & In-Home Labor by registering on elica.com**

\* The product images shown are for illustration purposes only and may not be an exact representation of the product.  
 \*\* For valid warranty extension, register within 3 months from purchase. For USA & Canada Users Only.

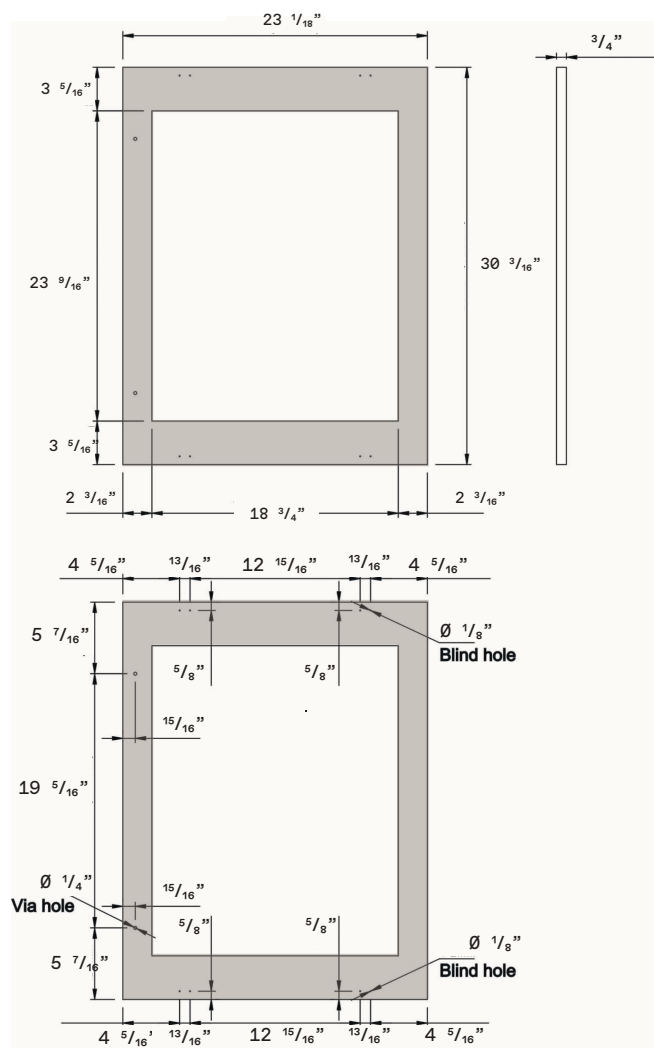
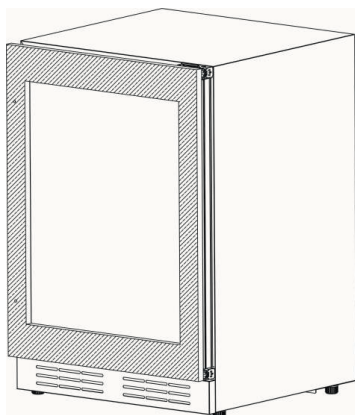
## LINE DRAWINGS



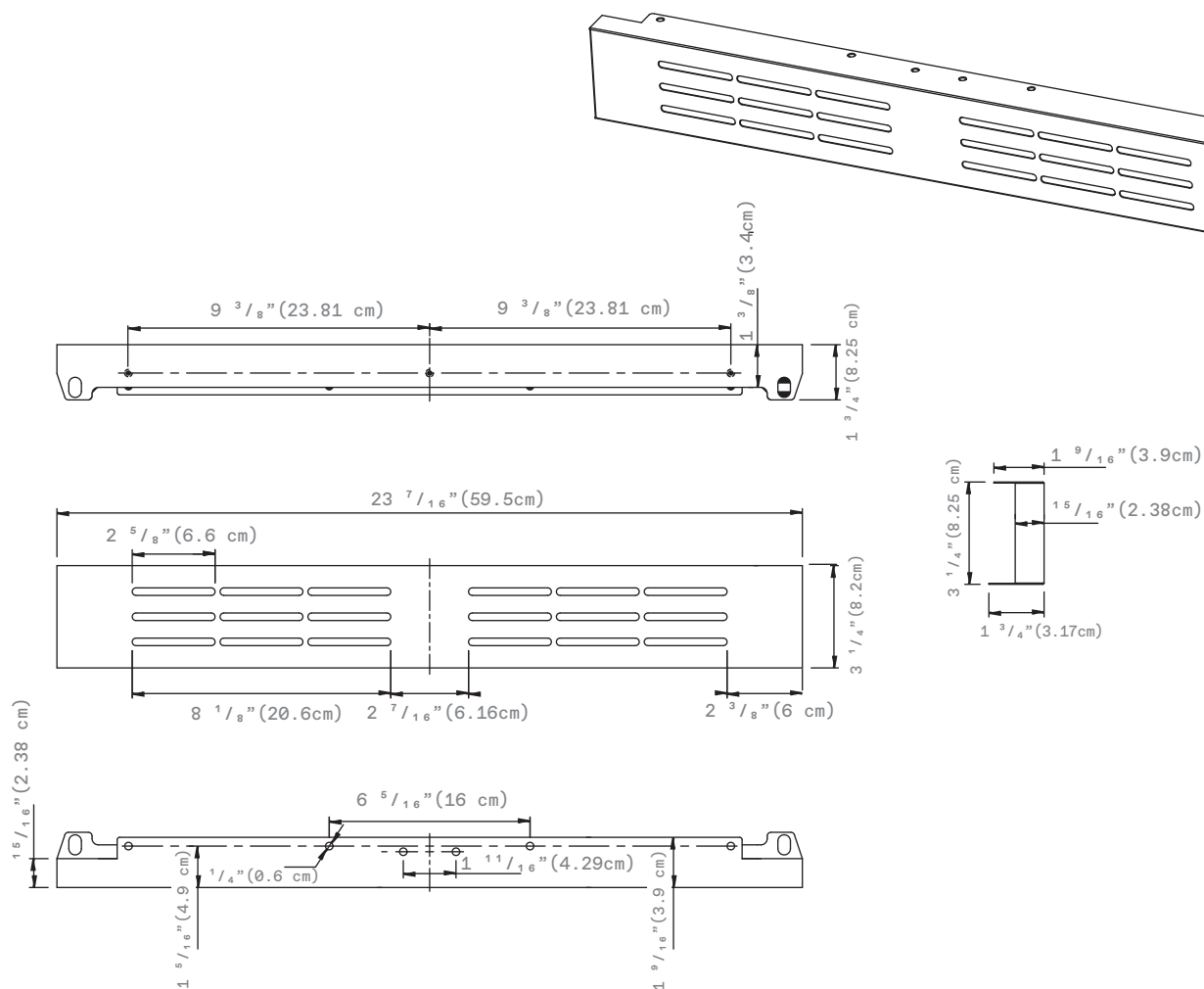
## PANEL DIMENSIONS

### Overlay Panel Dimension:

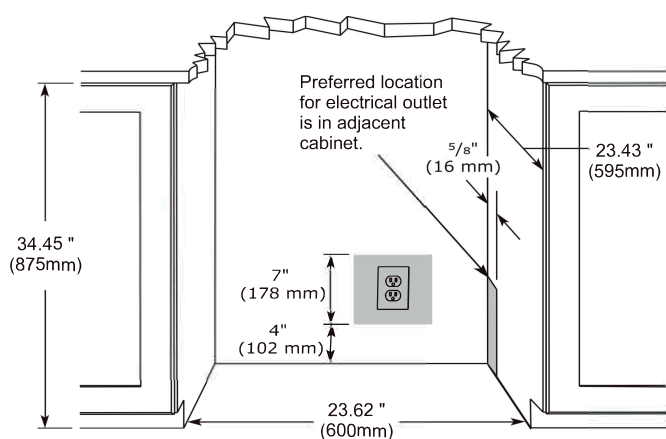
Door Panel Width	$23 \frac{1}{16}''$
Door Panel Height	$30 \frac{3}{16}''$
Door Panel Depth	$\frac{3}{4}''$ max
Door Panel Weight	10 lbs max
Viewable Area Width	$18 \frac{3}{4}''$
Viewable Area Height	$23 \frac{9}{16}''$



## LINE DRAWINGS



## LINE DRAWINGS



## POWER CORD

